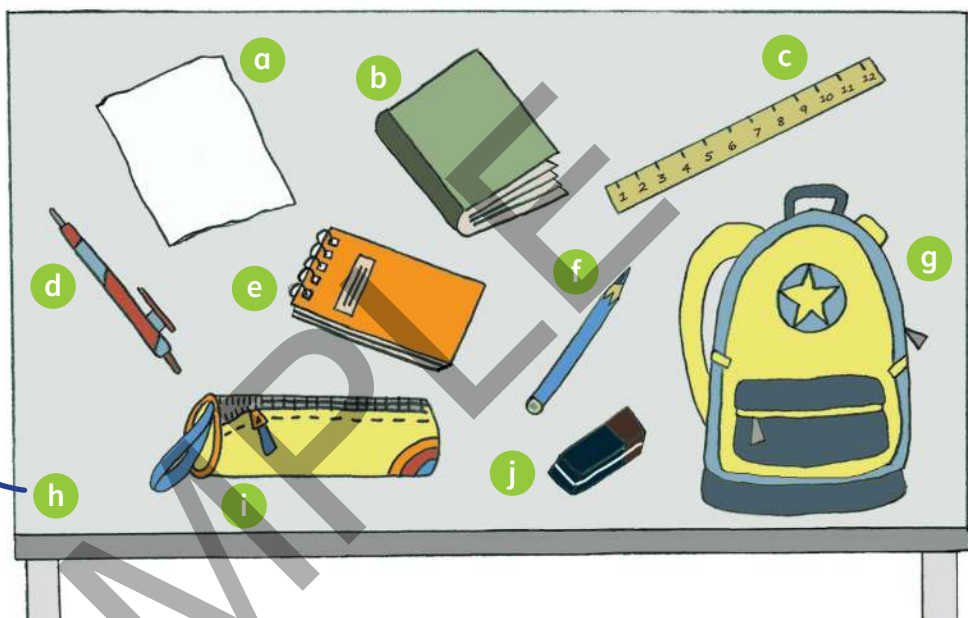



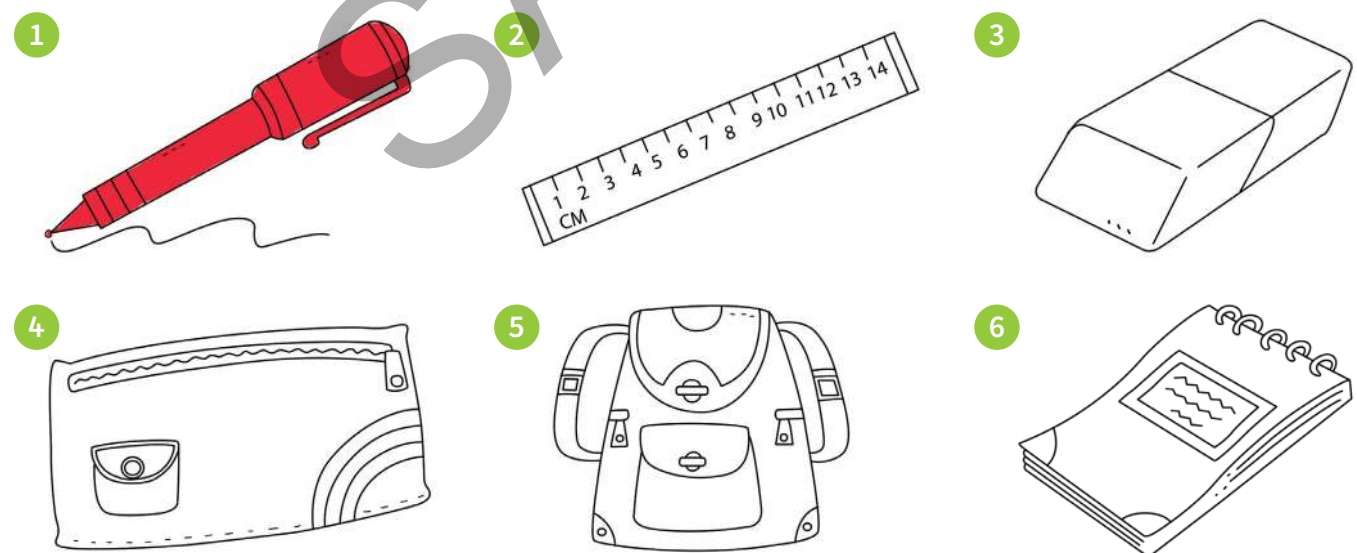
1 At school

1 Look and match.

- 1 desk
- 2 bag
- 3 pencil
- 4 notebook
- 5 rubber
- 6 book
- 7 pen
- 8 paper
- 9 ruler
- 10 pencil case



2 Look and colour.



10 Classroom objects

1 Look and write. is isn't it ~~this~~

1 What's this _____ ?

2 Is _____ a pencil?

3 No, it _____.

Is it a ruler?

4 Yes, it _____.




2 Read and tick .



1 What's this? Is it a desk?
 Yes, it is. No, it isn't.

2 What's this? Is it a pencil case?
 Yes, it is. No, it isn't.



3 What's this? Is it a pencil?
 Yes, it is. No, it isn't.

4 What's this? Is it a rubber?
 Yes, it is. No, it isn't.

1   **Can you remember? Listen and write.**



What's this? What's this? Please tell me, what's this?




(1) Is it a  **pen** _____? (2) Is it a  _____?

Come on, take a look.



(3) It's a  _____ ... (4) It's a  _____ ...

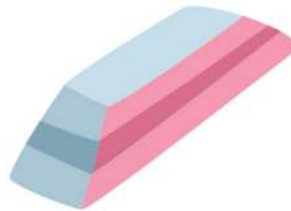
2 **Look and write.**



1 Is it a bag?
No, it isn't.

2 Is it a book?
Yes,

3 Is it a pen?



4 Is it a ruler?

5 Is it a rubber?

6 Is it a pencil case?


1 Write the words.

get Open Sit Write



- (1) **Sit** _____ at your desk, please.
- (2) Now _____ a pen.
- (3) _____ your book, please.
- (4) _____ one to ten.



2 Look and number the pictures.



- 1 Open your book, please.
- 2 Write one to ten.
- 3 Now get a pen.
- 4 Sit at your desk, please.
- 5 Close your bag, please.
- 6 Pass me a pen, please.

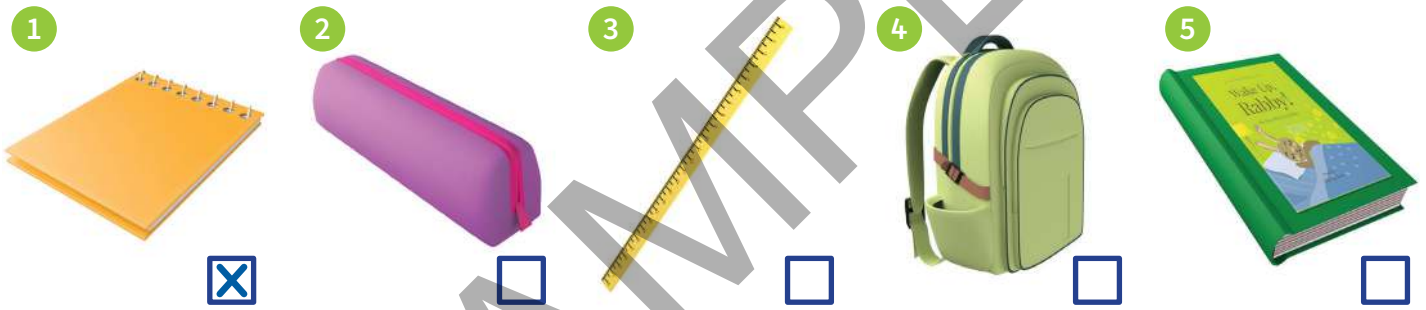


1 04 Who says it? Listen and tick .

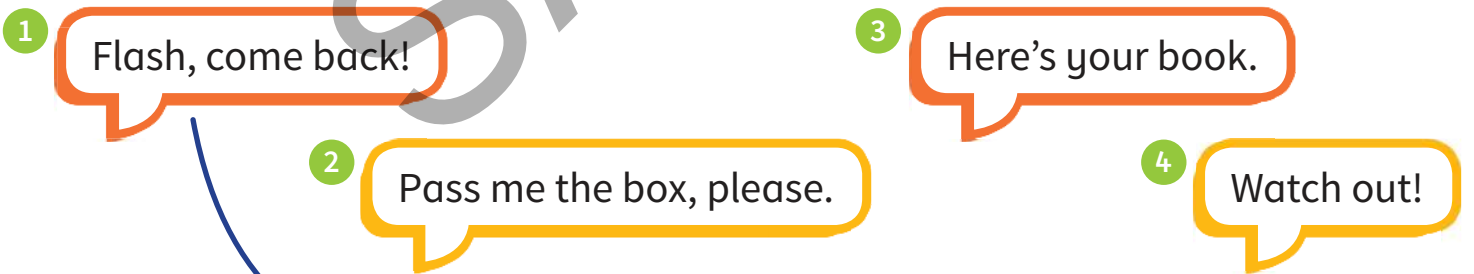


2 Look and tick or cross .

In the story, Flash's friends have ...



3 Who says it? Match.



14 Story practice

1   Who says what? Write numbers.

1 Here's your book.

2 Watch out!

3 I'm sorry.



2  05 Write and match. Listen and say.

1 A c a t

2 A f t r t

3 A bl ck h t

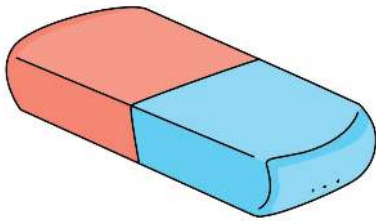
4 A bl ck b g




1 Look and read. Tick or cross .




1 This is a book.



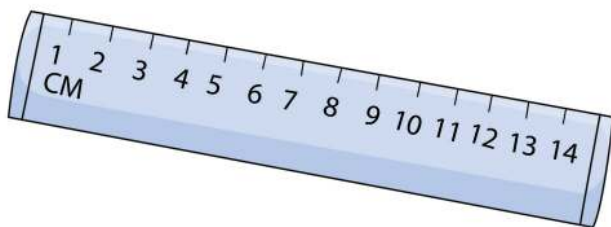
2 This is a pencil case.



3 This is a pencil.



4 This is a pen.




5 This is a ruler.



6 This is a notebook.



1  Listen and number.



2  Draw and write about your pencil case.



This is my pencil case.
 It's blue and pink.


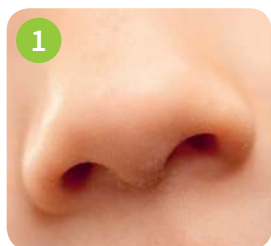
Think and learn



 Senses

1 Look and write.

look listen smell taste touch



smell

2  Look and match.



a taste



b look



c smell



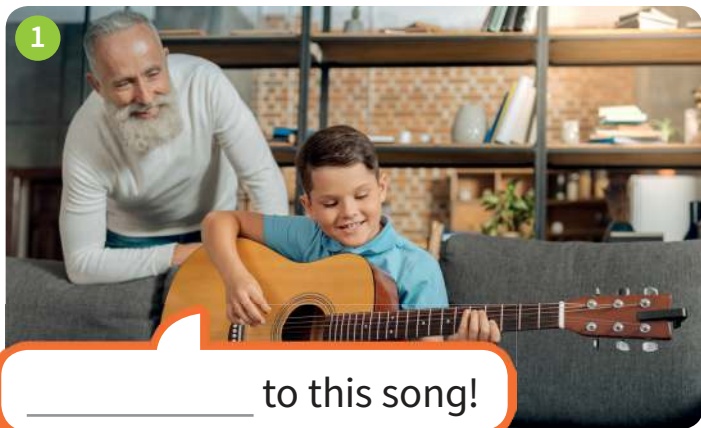
d touch



e listen



3  Look and write.

Look Listen Taste



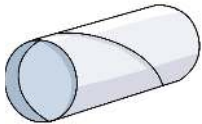
4  Choose and draw.

look listen ~~smell~~ taste touch



1 Make a pencil holder.

You need



toilet
roll tube



scissors



cardboard

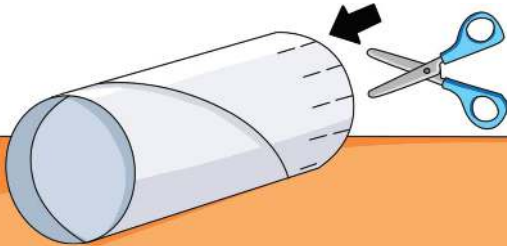


glue




magazines

1



Cut flaps at the bottom of the toilet roll tube.

2



Fold the flaps out.

3



Glue the flaps on the piece of cardboard.

4



Cut out pictures from magazines.

5



Glue the pictures on the tube.

6



Now you have a pencil holder.

My Super Mind

1

What do I know?
 1

Write and circle.

1 I can write the names of five classroom objects. Yes / No

pen _____

2 What's this? Is it a rubber?



Yes, it _____. / No, it _____.

3 What's this? Is it a notebook?



Yes, it _____. / No, it _____.

2 Look and write.

BIG QUESTION

How do we learn?



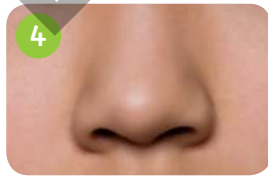
1 look _____



2 l _____



3 t _____



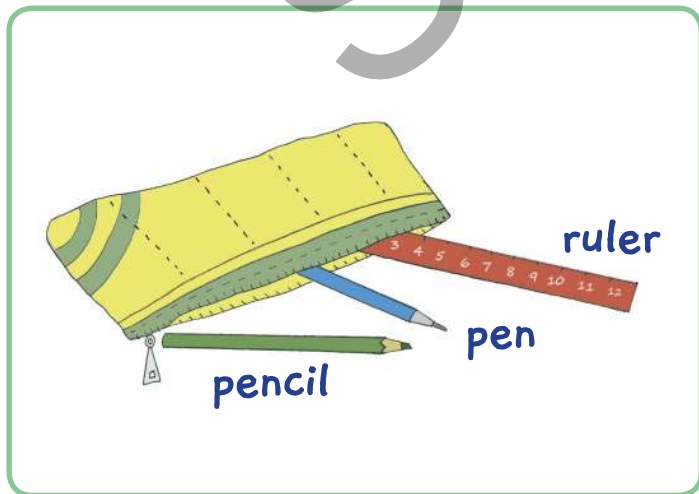
4 s _____



5 t _____

About me!
 3

Read. Then draw and write.



This is my pencil case.

It's yellow and green.