

1 At school


1



10



Listen and look. Then listen and say the words.



BIG QUESTION

How do we learn?

2



11

Listen and chant.

Flash, Flash, please come back!
Flash, Flash, please come back!

Your ruler, your pen,
Your paper, your book,
Your pencil,
And your pencil case.

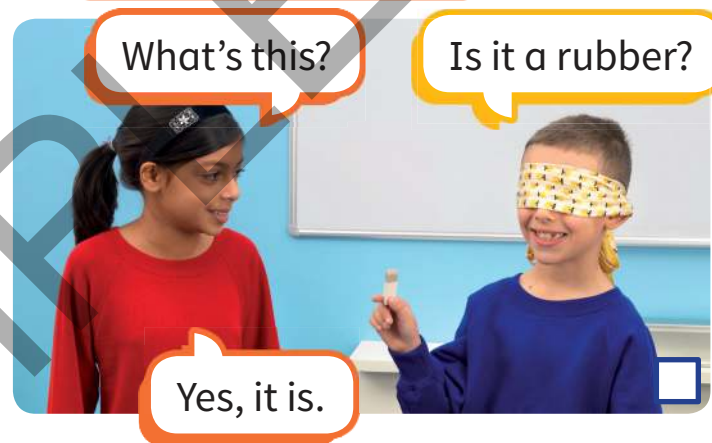
Flash, Flash, close your bag!
Flash, Flash, close your bag!

Your ruler, your pen,
Your paper, your book,
Your pencil,
And your pencil case.



10 Classroom objects

1 12 Listen and number the pictures.



2 13 Watch, listen and say.

Language focus

What's this?

Is it a pencil? **Is it a ruler?**

No, **it isn't.** Yes, **it is.**

3 Play the guessing game.

What's this?

Is it a ... ?

1

2

3

4

1 14 Listen and sing. Then tick the objects in the song.

What's this? What's this?
 Please tell me, what's this?
 Is it a pen? Is it a book?
 Come on, take a look.







It's a pencil, it's a pencil,
 A pencil for my school.
 It's a pencil, it's a pencil,
 And the pencil's very cool.

What's this? What's this? ...

It's a notebook, it's a notebook,
 A notebook for my school.
 It's a notebook, it's a notebook,
 And the notebook's very cool.





2 Tick the objects that are for school.

1	2	3
		
<input type="checkbox"/>	<input type="checkbox"/>	<input type="checkbox"/>
4	5	6
		
<input type="checkbox"/>	<input type="checkbox"/>	<input type="checkbox"/>

12 Singing for pleasure

1 16 Listen and stick.
 Then write the words.

pen book bag desk



2 17 Watch, listen and say.

Language focus

Sit at your desk, please.
 Now **get** a pen.

Open your book, please.
Write one to ten.



3 Play the please game.



Open your book.

Open your book, please.

Watch out, Flash!



1



Which classroom objects can you see?



1

Shopkeeper: Pass me the box, please.



2

Delivery man: Watch out!



3

Flash: I'm sorry.
Delivery man: It's OK.



4

Flash: Mum. My notebook!
Mum: Here you are!



5

Flash: Thank you.
Mum: Flash, come back!



6

Thunder: Here's your pencil case.
Whisper: Here's your ruler.
Misty: Here's your book.

14 Value: helping each other

1



7

Flash: Oh, no!
 Thunder: What is it?




8

Flash: My bag!

2 Find these things in the story.

a is in picture ...



Phonics

3 Find who says ...

My bag!

4 Listen and say.



Come back, Matt! Here's your black bag!

Skills



1 20 Listen and draw lines.



Sam



Fred



Kim



Mia



Jane

1 Ask and answer.




What's number 1?

It's a bag.

2 Read and draw lines.

- 1 Put away your book, please.
- 2 Take out your ruler, please.
- 3 Pass me a pencil, please.
- 4 Open your bag, please.



3 Make a question card. Then play the guessing game.

What's this?

It's a bag.

What's this?

It's a ...

Think and learn




 **Senses**

 How do we learn?

1  21 Listen and point.



look



listen



smell



taste



touch

2  Which senses do you use? Read and tick .

	look	listen	smell	taste	touch
1 Listen to a story.					
2 Open your pencil case.					
3 Eat your lunch.					
4 Close your bag.					
5 Watch a video.					



3 Read and complete the pictures.

In picture 1, Flash looks at something.


In picture 2, Flash smells something.

In picture 3, Flash tastes something.



4 **Project** Make a senses book.

look listen touch taste smell



Create that!



1



Listen and imagine. Then draw your picture.



2

Work with a partner. Compare your pictures.

What's this?

It's a ...



20 Creativity



Think back

1

1 Read and circle.

1 It's a ...

- a pencil. b ruler. c desk.



2 It's a ...

- a rubber. b pencil case. c notebook.



3 ... your book, please.

- a Open b Close c Pass me

4 ... at your desk, please.

- a Sit b Write c Take out




5 Is this a pencil case?

- a Yes, it is. b No, it isn't.

6 Is this a bag?

- a Yes, it is. b No, it isn't.



7 This is Flash's ...

- a pencil case. b box. c ruler.

8 You ... a song.

- a look at b listen to c smell

